

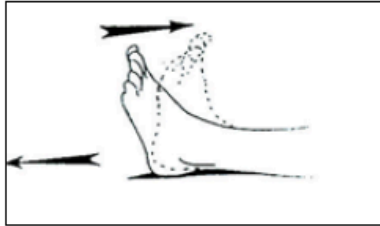


**POST-OPERATIVE INSTRUCTIONS:  
PROCEDURE: KNEE ARTHROSCOPY WITH CARTILAGE PROCEDURE OR  
MICROFRACTURE**

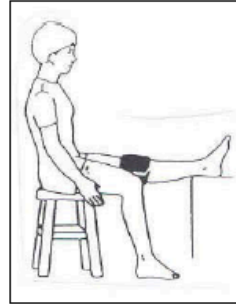
- **Pain Medication:** You will be given a prescription for pain medication for after surgery. This should be filled and ready for use when you return home from surgery. You should not drive, operate heavy machinery or participate in activities that require concentration while taking narcotic pain medications such as Percocet, Oxycodone, Norco, Vicodin or Tylenol with Codeine. You should take an over the counter stool softener while taking narcotic pain medications to prevent constipation.
- **Dressings:** You may leave the dressing intact until you return for your post-operative visit. If dressing becomes uncomfortable, you may remove it no earlier than 3 days after surgery and apply Band-Aids over the arthroscopic sutures and dry/sterile gauze over any larger incision. (For example, if surgery was on Thursday, do not change the dressing until Sunday.) Keep incision dry and clean until sutures are removed at your first post-op visit. Do not get the incisions wet until you have been seen by your surgeon and given approval for showering. You will not be able to soak the incision in a bath, pool, or body of water for 4 weeks. When doing a dressing change, **DO NOT** remove the steri-strips (small ½ inch adhesive strips over incisions) if present. These will gradually fall off over time or be removed/replaced at your post-op visit.
- **Ice Therapy:** Always make sure to apply a barrier between the cold pad and your skin. If you have not been provided with a cold therapy machine, apply ice to surgical area in a waterproof bag for 30 minutes each hour you are awake.
- **Activity:** May perform range of motion exercises with physical therapy as instructed. Do not engage in prolonged periods of standing or walking over the first 7-10 days following surgery. Elevate the operative leg to chest level whenever possible to decrease swelling. See exercises listed below.
- **Weightbearing Status:** Crutches at all times. Only rest your foot on the ground for balance and do not begin full weightbearing on the injured extremity.
- **DVT (blood clot) prevention:**
  1. Perform range of motion exercises for right and left ankle to exercise calf muscles. Do ten reps every hour minimum while awake.
  2. When upright, place surgical foot on ground and apply body weight for balance. Do not have leg suspended in air when walking with crutches.

3. Beginning the day of surgery, take one regular (325mg) aspirin daily for 2 weeks unless not allowed for other medical reasons. ***Clear this with your family doctor before starting the aspirin.***
  4. You should not do any flying for two weeks following surgery
- Post-Operative Appointment: Please make a post-operative appointment to see your surgeon 10-14 days following surgery.
- Prescription Refill Protocol: You **MUST** give your physician **48 hours** notice for any medication refill. Many medications require a written prescription and cannot be called into a pharmacy. Prescriptions **will not** be filled over the weekend.
- When to call your surgeon:
- Complications after surgery are fortunately very rare. Call the office if you have any of the following symptoms:
    - Persistent fever >101, chills
    - Increasing pain at the surgical site
    - Increased swelling/pain in the calf
    - New onset numbness or tingling
    - Hives or new rashes
    - Shortness of breath or chest pain
    - Persistent nausea/vomiting
    - Drainage from your incision lasting >5 days

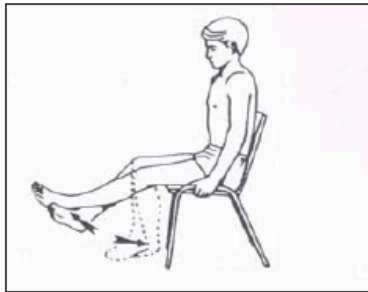
**Exercise Diagrams (Phase I)**



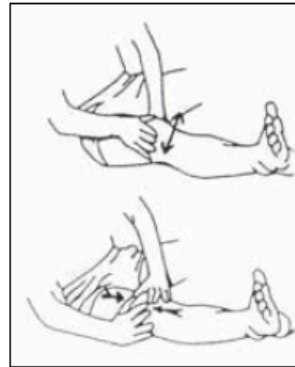
***Ankle Pumps***



**Sitting extension/hamstring stretch with *heel prop***  
**May also be performed recumbent (lying down)**



**Sitting *leg dangle* to 90 degrees**  
**using unaffected leg for support**



***Patella mobilizations***  
**stretch in 4 directions (side to side, up and down)**